Second International Prostate Imaging Symposium

Live Case Reviews

WWW.NWFORUMS.COM

Course Director: Aytekin Oto, MD

MAY 19 - 21, 2017

THE SWISSOTEL
CHICAGO, ILLINOIS

Offers up to 17 hours of CME/CE Credit

Register at www.nwforums.com

Ronaldo Hueb Baroni, MD, PhD.
Medical Coordinator
Abdominal Imaging Section and MRI Department
Hospital Israelita Albert Einstein
São Paulo - Brazil

Masoom A. Haider, MD, FRCPC
Professor of Radiology, University of Toronto
Clinician Scientist, Ontario Institute
of Cancer Research
Sunnybrook Health Sciences Center
Toronto, ON, Canada

Peter L. Choyke, M.D., F.A.C.R.
Bethesda, Maryland



Aytekin Oto, MD - Course Director
Professor of Radiology and Surgery
Section Chief, Abdominal Imaging
Director, Body MR Imaging
The University of Chicago Medicine
Chicago, Illinois

Scott Eggener, MD
Associate Professor of Surgery
Co-Director, Prostate Cancer
Program Director of Translational and
Outcomes Research, Section of Urology
The University of Chicago Medicine
Chicago, Illinois

Clare M.C. Tempany, MD
Professor of Radiology
Harvard Medical School
Ferenc A. Jolesz Chair of Radiology Research
Director, National Center for Image Guided
Therapy (NCIGT) Department of Radiology
Brigham & Women's Hospital
Boston, Massachusetts

Jurgen Futterer, PhD
Interventional Radiologist,
Associate Professor of Radiology -
Department of Radiology
Radboud University Nijmegen Medical Center
The Netherlands

Baris Turkbey, MD, FSAR
Bethesda, Maryland



Presented By:
Medical Imaging CME Consultants
and
Northwest Imaging Forums, Inc.

NW
IMAGING FORUMS, INC.

Gold Level Sponsors:
Supported by an Educational Grant from:

- Philips Healthcare

Bronze Level Sponsors:
Supported by an Educational Grant from:

- Bracco • Guerbet LLC • Siemens Healthcare

Speakers Continued

Tatjana Antic
Associate Professor of Pathology
Department of Pathology
The University of Chicago Medicine
Chicago, Illinois

Fabrice Smieliauskas, PhD
Assistant Professor (Health Services Research)
The University of Chicago Medicine
Chicago, Illinois



Gregory Karczmar, PhD
Professor
Director of MRI Research Center
Department of Radiology
The University of Chicago Medicine
Chicago, Illinois

Stanley Liauw, MD
Associate Professor of Radiation
and Cellular Oncology
The University of Chicago Medicine
Chicago, Illinois



Paul Mosebach, ARRT(N), MBA
Assistant Director of Radiology
Speciality Imaging
The University of Chicago Medicine
Chicago, Illinois



Rakesh Navuluri, MD
Assistant Professor of Radiology
Program Director, Interventional Radiology
Fellowship.
The University of Chicago Medicine
Chicago, Illinois

Sarah Psutka MD MSc
Director of Urologic Oncology,
John H. Stroger, Jr. Hospital of Cook County
Chicago, Illinois



David J. VanderWeele, M.D., Ph.D.
Bethesda, Maryland



Xiaoying Wang MD.,PhD
Professor and Chairman of Radiology
Peking University First Hospital
Beijing, China

Accreditation

Program Description / Statement of Need:

An international symposium is needed to bring together worldwide experts on prostate imaging and image-guided interventions to share their experience and teach the audience how to interpret prostate imaging and perform image-guided procedures.

Target Audience:

The content of this CME Symposium is intended for healthcare professionals including Radiologists and Other Physicians, Radiologic and Imaging Nurses, Facility Managers, Researchers and Others.

Accreditation and CME Credit Statements:

This CME activity has been planned and implemented in accordance with the Essential Areas and Policies of the Accreditation Council for Continuing Medical Education thru the joint providership of The Institute for Medical Studies (IMS) and Northwest Imaging Forums, Inc. IMS is accredited by the ACCME to provide continuing medical education for physicians. The Institute for Medical Studies designates this live activity for a maximum of 17.0 AMA PRA Category 1 Credits™. Physicians should only claim credit commensurate with the extent of their participation in the activity.

This program has been submitted for approval of 17.0 hours of Category A CE credit as designated by The Section for Magnetic Resonance Technologists (SMRT) RCEEM. This activity may be available in multiple formats or from different sponsors. ARRT regulations state that an individual may not repeat a live activity for credit if it was reported in the same or any subsequent biennium.

Faculty and Planner Disclosures:

As an accredited provider of continuing medical education, it is the policy of The Institute for Medical Studies (IMS) to ensure balance, independence, objectivity, and scientific rigor in all of its live activities. In accordance with this policy, faculty and planners must disclose any financial relationships with commercial interests germane to program content. Additionally, in the event a conflict of interest (COI) does exist, it is the policy of IMS to ensure that the COI is resolved in order to ensure the integrity of the CME activity.

Educational Objectives and Course Descriptions

17 Hour International Prostate Imaging Symposium

This CME accredited international symposium is designed to bring together worldwide experts on prostate imaging and image-guided interventions to share their experience and teach the audience how to interpret prostate imaging and perform image-guided procedures. In addition, an in depth discussion on surgical, pathological and other clinical aspects of prostate cancer will be provided by the multi-specialty faculty, to include urologist, pathologist, radiation oncologist and genomic presentations along with case review sessions. All aspects of prostate MRI, from image quality optimization to building a successful prostate MRI practice will be covered by a diverse faculty of physicians, physicists and administrators.

1. To review the acquire the state of the art multi-parametric MR sequences for prostate imaging.
2. To provide useful tips for interpretation of multi-parametric prostate MRI and an update on reporting with ACR PI-RADS. criteria
3. To understand the current limitations of current prostate cancer diagnosis and management algorithms.
4. To understand the expectation of urologists and oncologists from multi-parametric prostate MRI.
5. To learn basic concepts of prostate cancer pathology and genomics.
6. To learn the role of multi-parametric MRI in active surveillance, screening, staging and recurrence of prostate cancer.
7. To discuss the indications and techniques of different types of MRI targeted biopsy procedures.
8. To introduce and explain the focal therapy paradigm and different image guided focal therapy procedures.
9. To integrate the skills necessary to build a successful prostate MRI practice.
10. To optimize image quality and gain basic trouble shooting skills for improving prostate MRI image quality.

Topics to be Covered Include, Among Others:

- Multi-Parametric Prostate MRI
- Diffusion and T2 Weighted MRI
- Dynamic Contrast Enhanced MRI
- PIRADS
- Diagnosis and Treatment Options and Problems in PCA
- Radiation Oncology and MRI in PCA
- Staging
- Case Reviews
- Economist`s Perspective
- Pitfalls in Prostate MRI
- Rationale For Targeted Biopsy: A Changing Paradigm
- MR-US Fusion
- Rationale for Focal Therapy in Prostate Cancer

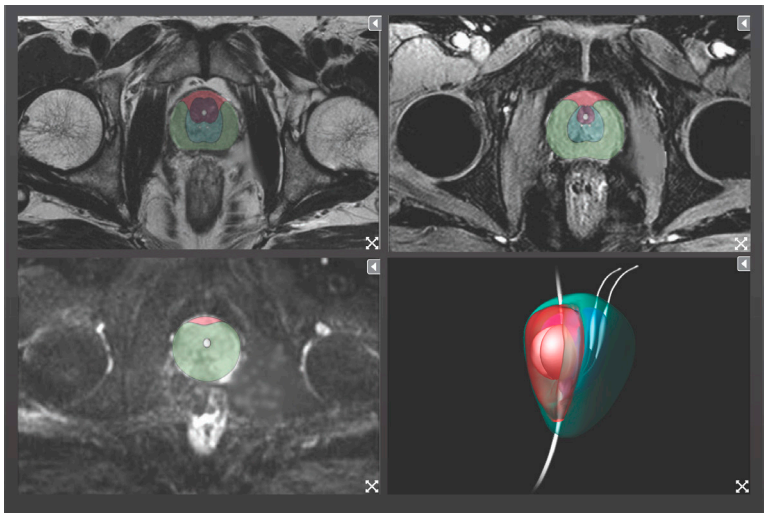

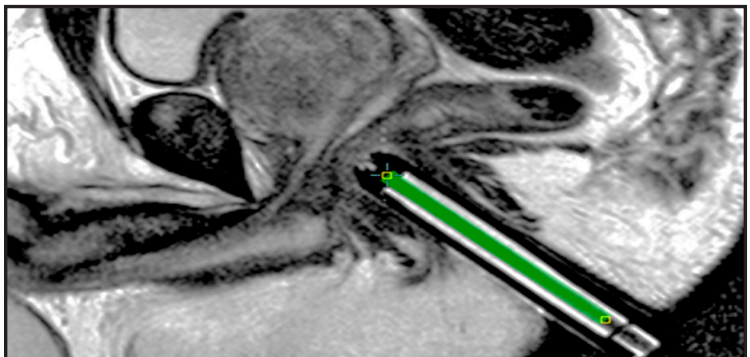

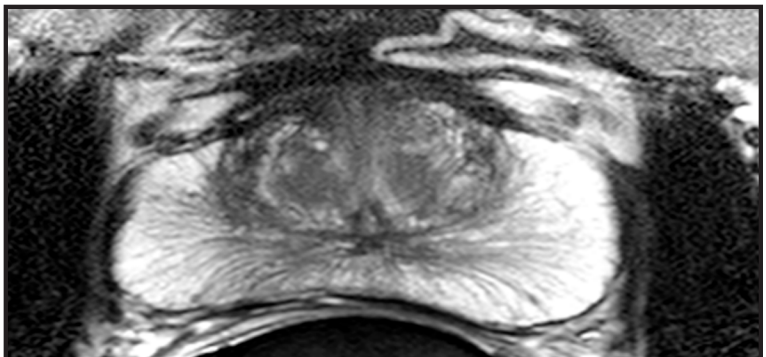

17 CE/CME Credit Hours - Internati

Day 1 (7.0 Hours)

Friday, May 19
The Swissotel • Chicago, IL

(Faculty, Topics & Format Subject to Change)

7:00 *Registration Desk Opens - Coffee, Tea & Pastries*
8:00 Opening Announcements - *Matt Wilson*
8:05 Opening Remarks and Introduction - *Aytekin Oto, MD*
8:15 Overview of Prostate Cancer and Prostate MRI - *Peter L. Choyke, MD, F.A.C.R.*
9:00 Multi-Parametric MRI-Technique and Tips - *Ronaldo Hueb Baroni, MD, PhD.*
9:30 PIRADS V2 Update - *Clare Tempany, MD*
10:00 *Coffee Break*
10:30 How Do I Interpret Prostate MRI - *Masoom Haider, MD*
11:00 Evaluation of Prostate Cancer Aggressiveness by MRI - *Baris Turkbey, MD*
11:30 Pitfalls - *Aytekin Oto, MD*
12:00 *Lunch on Your Own*
1:30 Genomics of Prostate Cancer - *David J. VanderWeele, MD, PhD.*
2:00 Troubleshooting: Image Quality - *Gregory Karczmar, PhD.*
2:30 Administrative Updates- Building and Maintaining a Prostate MRI Program - *Paul Mosebach, ARRT(N), MBA*
3:00 *Coffee Break*
3:30 Case Reviews - Screening and Basic Interpretation - *Ronaldo Hueb Baroni, MD, PhD., Jurgen Futterer, PhD., Masoom Haider, MD, Aytekin Oto, MD, Clare Tempany, MD, Baris Turkbey, MD, Xiaoying Wang. MD, PhD.*
5:30 *End of Session*

Day 2 (7.0 Hours)

Saturday, May 20
The Swissotel • Chicago, IL

7:00 *Registration Desk Opens - Coffee, Tea & Pastries*
7:55 Opening Announcements - *Matt Wilson*

Presentations will be given in the traditional classroom lecture format using slides. Each presenter will allow time to field questions from the audience.





Day 2 - Continued (7.0 Hours)

8:00	Staging - *Clare Tempany, MD*
9:00	Active Surveillance - *Baris Turkbey, MD*
9:30	Recurrence - *Aytekin Oto, MD*
10:00	*Coffee Break*
10:30	Prostate Imaging/South America - *Ronaldo Hueb Baroni, MD, PhD*
10:45	Prostate Imaging/China - *Xiaoying Wang MD, PhD.*
11:00	Prostate Imaging/Europe - *Jurgen Futterer, PhD.*
11:15	Economic Perspective of Prostate Imaging and Screening - *Fabrice Smieliauskas, PhD.*
11:45	Global View of Prostate Imaging/US and Global View - *Peter L. Choyke, MD, F.A.C.R.*
12:00	*Lunch on Your Own*
1:30	Serologic and Genomic Biomarkers - *Sarah Psutka, MD, MSc*
2:00	Radiation Oncologist`s Perspective - *Stanley Liauw, MD*
2:30	Pathology Basics and Update - *Tatjana Antic*
3:00	*Coffee Break*
3:30	Case Review - Biopsy and Focal Therapy - *Ronaldo Hueb Baroni, MD, PhD., Jurgen Futterer, PhD., Masoom Haider, MD, Aytekin Oto, MD, Clare Tempany, MD, Baris Turkbey, MD, Xiaoying Wang. MD, PhD.*
5:30	*End of Session*

Day 3 (3.0 Hours)

Sunday, May 21
The Swissotel • Chicago, IL

8:00	Urologist`s Perspective Prostate Biopsy and Focal Therapy - *Scott Eggener, MD*
8:30	MR Targeted Biopsy - Rationale and Update - *Aytekin Oto, MD*
9:00	Cognitive and MR Guided Biopsy - *Jurgen Futterer, PhD*
9:30	Fusion Biopsy Technique and Radiologist`s Perspective - *Baris Turkbey, MD*
10:00	*Coffee Break*
10:30	Focal Therapy Paradigm and Rationale - *Aytekin Oto, MD*
10:45	Update and Controversies - *Jurgen Futterer, PhD*
11:15	Experience from an Academic Focal Therapy Program - *Aytekin Oto, MD*
11:30	Prostate Artery Embolization - *Rakesh Navuluri, MD*
12:00	Closing Remarks - *Aytekin Oto*
12:05	*End of Session*

This CME/CE activity is designed for Radiologists and/or other Physicians, Technologists/Radiographers, MR Research personnel, and any other present and/or future Healthcare Professionals.

The Swissotel Chicago

Swissotel Chicago, designed by renowned Chicago architect Harry Weese, is an award winning, four-diamond, all-glass triangular luxury hotel. Ideally situated in the confluence of the Chicago River and Lake Michigan and just steps away from exclusive shopping on The Magnificent Mile in downtown Chicago, with fabulous wrap-around views from Navy Pier to Millennium Park, Swissotel Chicago offers an exclusive setting with one of the city's most prestigious addresses.

Room Reservations

We have been given special reduced sleeping room rates at The Swissotel, Chicago of $269.00 per night plus tax. This rate is limited and based on availability

Please contact the hotel by dialing 888-737-9477 and ask for the "**International Prostate Imaging Symposium/Northwest Imaging Forums-Group**", or click here: (https://resweb.passkey.com/go/northwestimagingforumschicago)

Cutoff Date is April 27th 2017 or when our reserved room block sells out (whichever comes first)

The Swissotel Chicago

Please call or email us if you have any questions: (888) 683-4930 or nwforums@nwforums.com

swissôtel
Hotels & Resorts

323 East Upper Wacker Drive,
Chicago, IL 60601 United States -
Tel: 312 565 0565
Toll Free Tel: 888 737 9477

Cancellation Policy

All cancellation requests must be in writing.

1. Cancellations received on or before 04/27/17 will receive a full refund. Those received after: 04/27/17 but through 05/06/17 are subject to a 25% service charge.
2. No credit or refunds are available on or after 05/07/17. **No exceptions will be made.**
3. In the event that any situation beyond the control of NWIF makes it impossible to conduct the meeting as advertised, each paid attendee will receive a voucher to attend a future NWIF meeting.

Registration Fees

Please Note:
- **Early Fee** is payment received on or before: 04/27/17
- **Standard Fee** is payment received after: 04/27/17 through 05/06/17
- **Late Fee** is payment received on or after: 05/07/17

International Prostate Imaging Symposium

Physicians:
Early Fee **$1000** Standard Fee **$1050** Late Fee **$1100**

Healthcare Professionals:
Early Fee **$750** Standard Fee **$800** Late Fee **$850**

Technologists:
Early Fee **$500** Standard Fee **$550** Late Fee **$600**

Training Physician/Residents/Fellows:
Early Fee **$500** Standard Fee **$550** Late Fee **$600**

Registration Form (Please Print - this form may be copied)

Please check one:

☐ **International Prostate Imaging Symposium**

May 19 - 21
The Swissotel
Chicago, IL

swissôtel Hotels & Resorts

Please check fee that applies.

☐ $1000 ☐ $1050 ☐ $1100
Physicians
☐ $750 ☐ $800 ☐ $850
Healthcare Professionals
☐ $500 ☐ $550 ☐ $600
Technologists
☐ $500 ☐ $550 ☐ $600
Training Physician/Resident/Fellow

Visit our website at
www.nwforums.com
for further details
and online registration

Registration is also available online at: www.nwforums.com
Note — Registration is confirmed and processed only when payment is received.

Name (print) _____

Email Address (print) _____
Note: Email address is required for confirmation purposes.

Facility _____

The address below is (circle one): Work Home

Street _____

City _____ State _____ Zip code _____

Day Phone (_____) _____ (circle one) Work Home

Payment enclosed or amount charged to credit card $ _____

Charge to: ☐ VISA ☐ MasterCard ☐ American Express ☐ Discover

Card Number _____ Exp. Date _____

3-Digit Credit Card Security Code (found on back of card) _____

Name on Card (print) _____

Card Holder Signature (required) _____

Make checks payable / send registration form to:

NW
IMAGING FORUMS, INC.

Northwest Imaging Forums, Inc.
P.O. Box 25909
Eugene, Oregon 97402

Please contact us to register or with questions:

Phone:	**(888) 683-4930 Toll Free**	**9am - 5pm M–F (EST)**
	(541) 683-4930 Direct	**9am - 5pm M–F (EST)**
Fax:	**(541) 683-8499**	**24 Hours a Day**
E-mail:	**nwforums@nwforums.com**	
Web site:	**www.nwforums.com**	

International Prostate Imaging Symposium

MAY 19 - 21, 2017
THE SWISSOTEL
CHICAGO, ILLINOIS

Note: If you cannot attend, please pass this brochure to an interested colleague.



IMAGING FORUMS, INC.
P.O. Box 25909
Eugene, OR 97402