Accreditation: Offers up to 24 hours of Technologist Credit

This program has been submitted for approval at 24.0 hours of Category A CE credit (evidence of continuing education) by the Section for Magnetic Resonance Technologists (SMRT). The Registry Review session (Mar 17 - 19) will offer up to 20.5 credit hours. The Assessment Quiz & Review session (Mar 19) will offer up to 3.5 credit hours. In order to obtain the maximum credit hours offered (24.0) you must attend ALL presentations on all three days. Guidelines approved by the SMRT verifying attendance for each lecture will be followed and a certificate of attendance will be issued to each qualified attendee by Northwest Imaging Forums, Inc. and mailed after the course.

Educational Objectives & Course Description

MRI is a complex modality taking advantage of the magnetic properties of hydrogen, which is abundant in human tissues. This course is designed as an intensive and comprehensive review for those technologists preparing for the ARRT advanced certification exam in MRI. The content is selected to mirror a large portion of the ARRT published exam specifications (with the exception of clinical requirements and anatomy). Additionally, this program is designed for the radiologic technologist who is beginning to work in MRI or has been working in MRI but has never had any formal education in the basic principles of MRI.

In general terms, following this course, the technologist should be able to:

- Understand the basic principles behind the production of an MR signal from hydrogen
- Define T1 relaxation, T2 relaxation and Proton Density
- Understand how those intrinsic properties of tissues effect image contrast and how to control the MR image contrast using the available sequence parameters
- Understand the basic differences between the major MR pulse sequences and know the main clinical utilities of each
- Understand the basic concepts of MR data acquisition (image formation)
- Understand the basic concepts of fast imaging / acquisition techniques
- Recognize various MR artifacts, understand their cause and methods for managing such artifacts
- Understand how sequence parameters effect the various components of MR image quality and know how to manipulate these sequence parameters to optimize MR image quality for various clinical situations
- Explain the major differences between the commonly used techniques for acquiring MR Angiography exams
- Understand how MR is used to assess diffusion and perfusion abnormalities in the brain

Hyatt Regency Dulles

Hyatt Regency Dulles / www.dulles.regency.hyatt.com

We will meet in the fabulous Hyatt Regency Dulles. Live, work and be yourself at our inviting, contemporary Herndon hotel near Washington Dulles International Airport and just a short metro ride away from all the sights and scenes our nation's capital. Enjoy door-to-door service with our complimentary airport shuttle, which also runs by the bustling Reston Town Center. Ensure your travel is relaxing and effortless with our newly renovated rooms, inviting atmosphere, and approachable staff always here to help.

Whether you are here to work or play, Hyatt Regency Dulles is designed to meet the needs of the modern traveler. Our hotel has free Wi-Fi so that you can stream movies, read your email or finish a last minute project. Our luxury guestrooms and suites come with a plush Hyatt Grand Bed® and a 37" HDTV. You can find anything you need at your fingertips, from our StayFit™ Gym and indoor swimming pool to our restaurant, lobby lounge, and coffee bar.

Room Reservations: We have been given special reduced sleeping room rates at the Hyatt Regency Dulles of $99.00 per night plus tax during dates of the conference. You should contact the Hyatt Regency Dulles by dialing 703 713 1234 and refer to Group Code: **Northwest Imaging Forums.** We urge you to make reservations by phone or on the web at **https://resweb.passkey.com/go/NorthwestImagingForums**, at your earliest convenience.

The Cutoff Date is 02/23/2017 or when our room block becomes full (whichever comes first)

IMAGING FORUMS, INC.
Northwest Imaging Forums, Inc
P.O. Box 25909
Eugene, OR 97402

Note: If you cannot attend, please pass this brochure to an interested colleague

MRI Boot Camp
&
Registry Review
March 17 - 19, 2017

This program will satisfy the ARRT requirement for structured education.

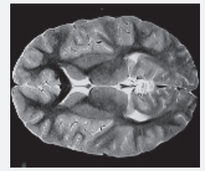

HYATT RECENGY
WASHINGTON DC

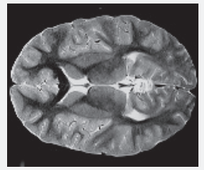

Presented by:
Northwest Imaging Forums, Inc.

MRI Boot Camp & Registry Review

March 17 - 19, 2017

- Preparing Yourself for the Exam / 20.5 hrs.
- Assessment Quiz & Review / 3.5 hrs.

Offers up to 24 hours of Technologist Category A CE Credit

This program will satisfy the ARRT requirement for structured education.

Featured Speaker:

Bill Faulkner BS, RT (R)(MR)(CT) FSMRT

MRI Educator & Consultant

William Faulkner & Associates, LLC

HYATT REGENCY
WASHINGTON DC

Presented by:

NW
IMAGING FORUMS, IN

Featured Speaker

William Faulkner, BS, RT (R)(MR)(CT) FSMRT
MRI Educator & Consultant
William Faulkner & Associates, LLC
Chattanooga, Tennessee

Bill Faulkner is currently working as an independent consultant with his own company, William Faulkner & Associates, providing MRI education and operations consulting. His clients have included Philips Medical Systems, GE Healthcare, ONI Medical Systems, MRI Devices (Invivo), Bracco Diagnostics, Medtronics and other major vendors.

Bill has been teaching a Basic MRI course in Chattanooga, TN for over 20 years and has been holding MR registry review programs for more than 17 years (www.t2star.com). He also serves as the Director of Education at Chattanooga Imaging and as an adjunct faculty member at Chattanooga State Technical Community College. Bill speaks at many MR and CT conferences for groups that include Northwest Imaging Forums, Educational Symposia, Institute for Advanced Medical Education and the SMRT.

Bill has been voted **Most Effective Radiologic Technologist Educator** by on-line voting at AuntMinnie.com and was awarded the Crues-Kressel award for his contributions to MR technologist education at the SMRT 2005 Annual Meeting in Miami.

Testimonial

I have forwarded my good news to my fellow students and instructors and have advised them to take your lecture as well as use your review material. It was the best money that I had spent and the best entertainment that I have ever had in a conference. Thank you Cindy Besteman RT (R) (M) (CT) (MR)

Hello Mr Faulkner, I attended your MR registry review earlier this month in Vegas. I passed my exam on 3/22 and owe it all to you! I increased my score 9%. You have a great gift in being able to teach the material. You also have helped change hundreds if not thousands of lives through your teachings by helping people have confidence. Thank you so much from me and my family!! I will see you guys again for ct. Thanks again Brad

Hey Bill, I was at your review in Orlando a few weeks ago. What a difference it made. I made a 90 on my test. Thanks for all your help, Karen Williams Kingsland, GA

Program Format

Preparing for the Exam (20.5 hours)

Friday 3/17 (8.0 hours)

7:30 *Registration Desk Opens - Coffee, Tea & Pastries*
8:30 Opening Announcements
8:35 Principles of Magnetism / Introduction to MR Equipment
9:25 Basic Principles of MRI
10:15 *Coffee Break*
10:35 Production of an MR Signal
11:25 Introduction to MR Pulse Sequences
12:15 *Lunch on Your Own*
1:25 MR Image Contrast Control
2:15 Spin Echo and Inversion Recovery
3:05 *Coffee Break*
3:25 Gradient Echo Imaging : Part I
4:15 Gradient Echo Imaging : Part II
5:05 *End of Day*

Saturday 3/18 (8.0 hours)

7:30 *Registration Desk Opens - Coffee, Tea & Pastries*
8:30 Announcements
8:35 MR Contrast Agents
9:25 Gradient Magnetic Fields
10:15 *Coffee Break*
10:35 Spatial Encoding Basics
11:25 Advanced Data Acquisition Techniques
12:15 *Lunch on Your Own*
1:25 Fast Scanning Techniques
2:15 MR Image Quality Issues
3:05 *Coffee Break*
3:25 Diffusion / Perfusion Imaging
4:15 Studying Anatomy
5:05 *End of Day*

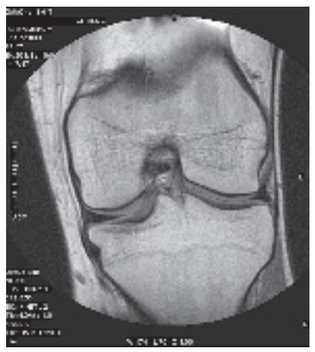

All lectures given by
William Faulkner, BS, RT (R)(MR)(CT) FSMRT

Lecture Content Based on Current ARRT Content Specifications

Sunday 3/19 (4.5 hours)

7:30 *Registration Desk Opens - Coffee, Tea & Pastries*
8:00 Announcements
8:05 MRA Overview : Time of Flight & Phase Contrast
8:55 Contrast Enhanced MRA
9:45 *Coffee Break*
10:05 MR Safety Part 1
10:55 MR Safety Part 2
11:45 Q & A with Bill & Closing Thoughts
12:15 *End of Registry Preparation Session*

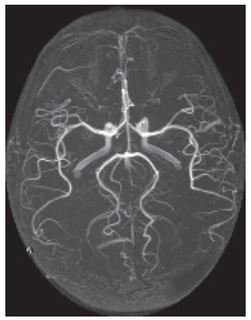

Optional Attendance Session
Assessment Quiz : Review and Discussion (3.5 hours)

Sunday 3/19 (3.5 hours)

1:30 Math Calculations for MRI: Practice Makes Perfect
2:00 Walking Through an Assessment Quiz One Question at a Time : Part I
3:15 *Coffee Break*
3:35 Walking Through an Assessment Quiz One Question at a Time : Part II
4:50 *End of Conference*

Registration Fees

Please Note: - **Early Fee** is payment received on or before 02/13/17
- **Standard Fee** is payment received 02/14/17 thru 03/03/17
- **Late Fee** is payment received on or after 03/04/17

- **"MR Registry Preparation" only : 20.5 hours**
  All Attendees : Early Fee **$560** Standard Fee **$600** Late Fee **$630**
- **"Assessment Quiz and Review" only : 3.5 hours**
  All Attendees: Early Fee **$175** Standard Fee **$200** Late Fee **$220**
- **Best Value - Attend Both Sessions : 24 hours**
  All Attendees: Early Fee **$625** Standard Fee **$665** Late Fee **$695**

Cancellation Policy

All cancellation requests must be in writing.

1) Cancellations received on or before 02/13/17 will receive a full refund. Those received after 02/13/17 thru 03/03/17 will be refunded the registration fee less a 25% service charge.
2) No credit or refunds are available on or after 03/04/17. ***No exceptions.***
3) In the event a national emergency, such as a nationwide airline shutdown makes it impossible to conduct the meeting, each paid registrant will receive a credit voucher to attend a future meeting.

Registration Form (Please Print - this form may be copied)

Registration is also available on line at: www.nwforums.com
Note — Registration is confirmed and processed only when payment is received. Confirmation will then be emailed.

Name (print) _____

Note: Email address is required for confirmation purposes.

Email Address (Print) _____

Facility _____

The address below is Facility Home (Circle One)

Street _____

City _____ State _____ Zip code _____

Day Phone (_____) _____ Work Home (Circle One)

Manufacturer of MR equipment in your facility: _____

I will attend : (CIRCLE ONE)
Preparation Session only **Assessment Quiz & Review only** **Both Sessions**

Payment enclosed or amount charged to credit card. $ _____

Charge to: ☐ VISA ☐ MasterCard ☐ American Express ☐ Discover

Card Number _____ Exp. Date _____

3 Digit Credit Card Security Code (found on back of card) _____

Name on Card (print) _____

Card holder Signature (required) _____

MR Registry-17/3

Checks payable / send registration form to:

NW IMAGING FORUMS, INC.

Northwest Imaging Forums, Inc.
P.O. Box 25909
Eugene, Oregon 97402

Please contact us to register or with questions:

Phone: (888) 683-4930 Toll Free 8am - 5pm M–F Eastern Time
(541) 683-4930 Direct 8am - 5pm M–F Eastern Time
Fax: (541) 683-8499 24 Hours a Day
E-mail: registration@nwforums.com Web site: nwforums.com